

DISCOVER CASTLES ALONG THE RHINE WITH PAPAPIETRO PERRY WINERY

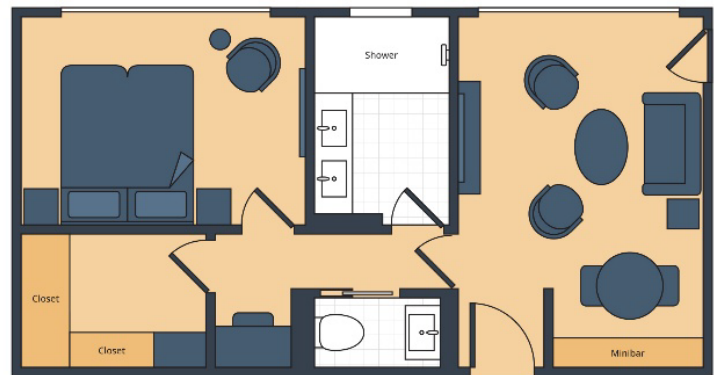


SS ELISABETH › 9 NIGHTS › BASEL TO AMSTERDAM › MAY 16 TO 25, 2027

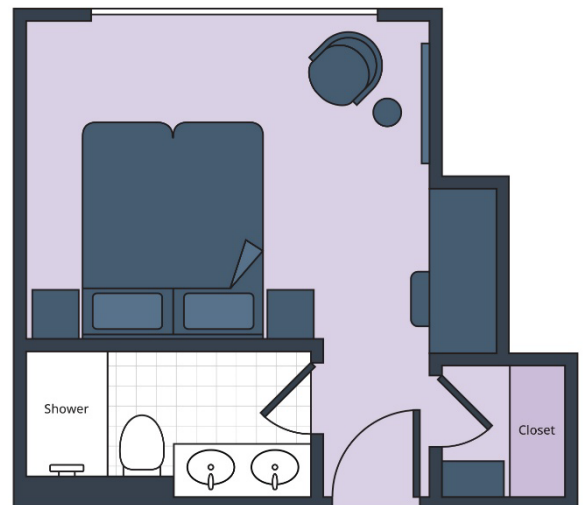
ROYAL SUITE (506 SQ. FT.) \$18,798 ~~\$16,988~~ per person* *Note: Stateroom layouts shown below are not to scale.*



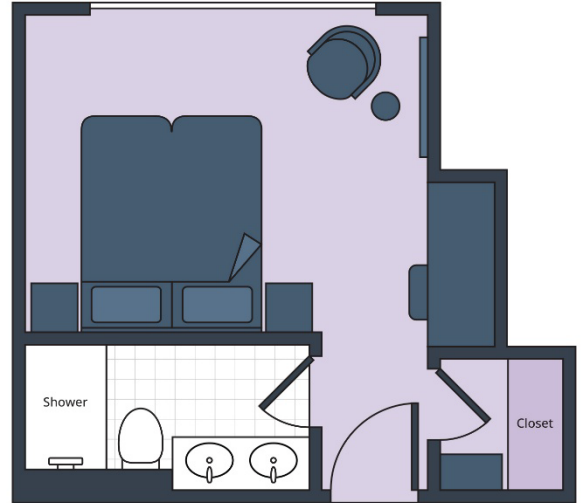
**SAVE UP TO 10%
IF YOU BOOK BY JUNE 30, 2026**



SUITE A (253 SQ. FT.) \$9,998 ~~\$9,068~~ per person*



SUITE B (253 SQ. FT.) ~~\$9,798~~ \$8,888 per person *



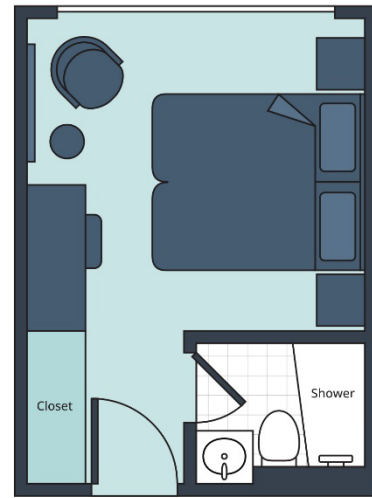
SIGNATURE FRENCH BALCONY A (253 SQ. FT.) ~~\$8,798~~ \$7,988 per person *



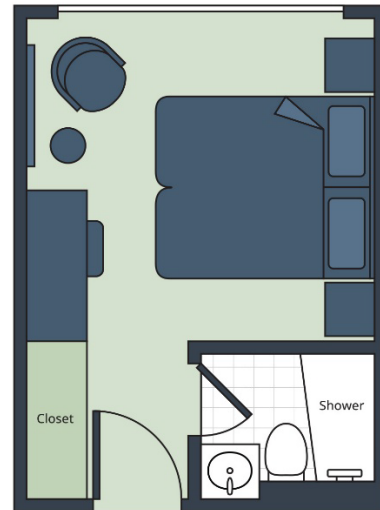
SIGNATURE FRENCH BALCONY B (253 SQ. FT.) ~~\$8,598~~ \$7,808 per person *



DELUXE FRENCH BALCONY (188 SQ. FT.) ~~\$7,698~~ \$6,998 per person *



FRENCH BALCONY (188 SQ. FT.) ~~\$6,798~~ \$6,188 per person *

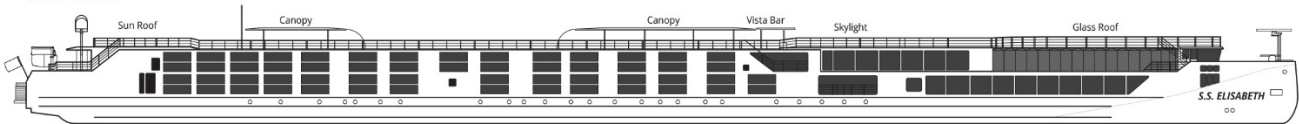


S.S. ELISABETH DECK PLAN

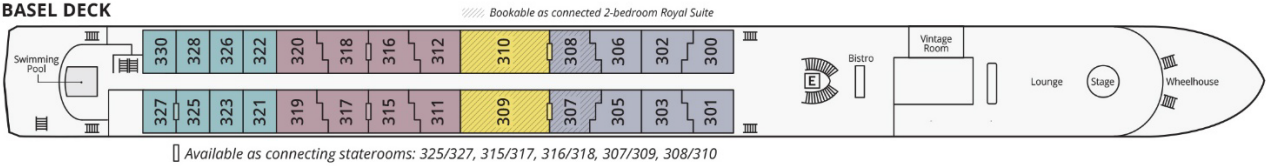
S.S. ELISABETH

Length: 442.5 ft Width: 37.5 ft Guests: 110 Staff: 41 River: Rhine

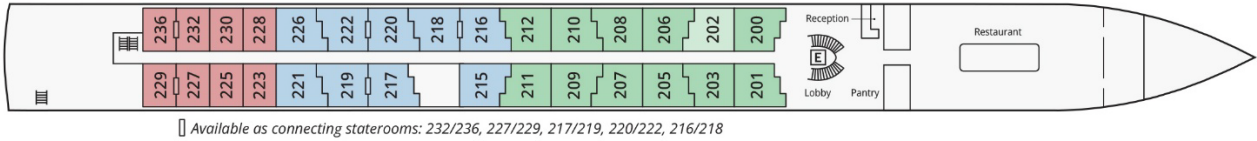
SUN DECK



BASEL DECK



COLOGNE DECK



AMSTERDAM DECK



- Royal Suite
- Suite A
- Signature French Balcony A
- Deluxe French Balcony
- French Balcony
- Elevator
- Suite B
- Signature French Balcony B

Note: Stateroom 202 is 16 sq. ft. smaller than the other Signature French Balcony staterooms.

* Prices are per person, double occupancy, and include the 7-night cruise plus the 2-night Amsterdam extension. Cruise-only option is available – call for pricing.