

RIVER CRUISE FOR WINE LOVERS

UNCORK LOCAL TRADITIONS, SAVOR INTENSE FLAVORS AND ENJOY PALATE-PLEASING ADVENTURES DURING AN AMAWATERWAYS WINE CRUISE

Judd's Hill Winery

Aboard AmaKristina • 7 Nights • April 2 to 9, 2026

Note: Stateroom layouts shown below are not to scale.

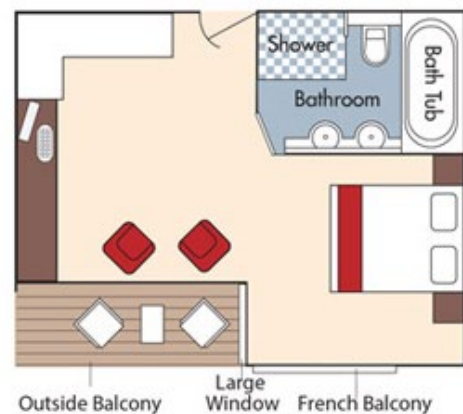
**Book by August 31, 2025
for this Special Pricing!**

Suite *Violin Deck*

French Balcony & Outside Balcony, 350 sq. ft.

Brochure Rate = ~~\$8,648 pp~~

Wine Cruise Rate = \$8,148 pp

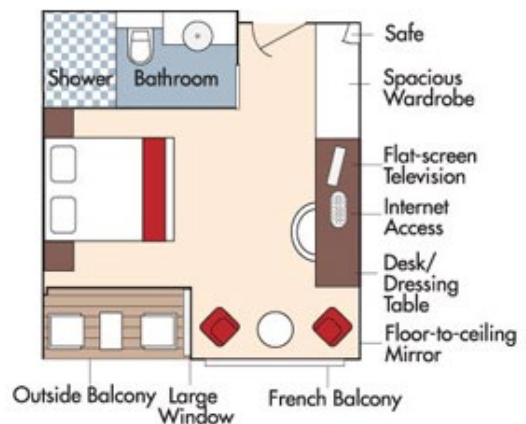


Category AA *Violin Deck*

French Balcony & Outside Balcony, 235 sq. ft.

Brochure Rate = ~~\$7,348 pp~~

Wine Cruise Rate = \$6,848 pp



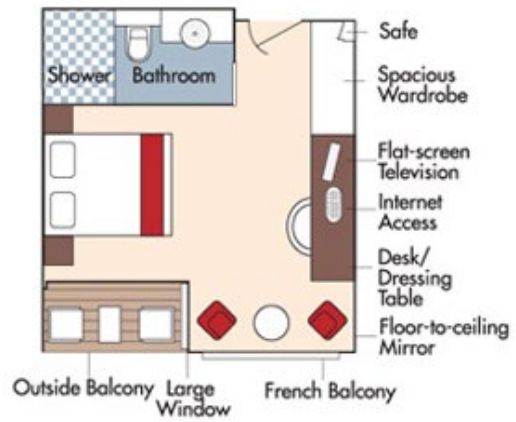


Category AB *Cello Deck*

French Balcony & Outside Balcony, 235 sq. ft.

Brochure Rate = ~~\$7,148 pp~~

Wine Cruise Rate = \$6,648 pp

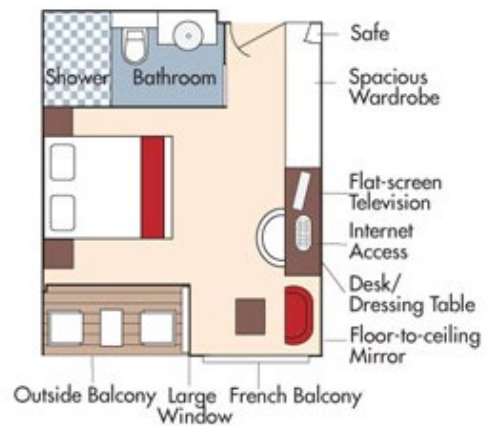


Category BA *Violin Deck*

French Balcony & Outside Balcony, 210 sq. ft.

Brochure Rate = ~~\$6,948 pp~~

Wine Cruise Rate = \$6,448 pp

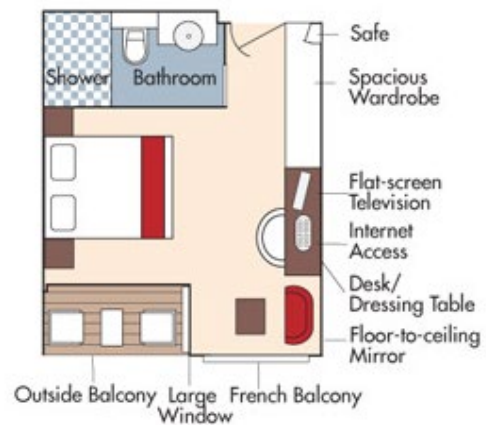


Category BB *Cello Deck*

French Balcony & Outside Balcony, 210 sq. ft.



Brochure Rate = ~~\$6,748 pp~~
Wine Cruise Rate \$6,248 pp

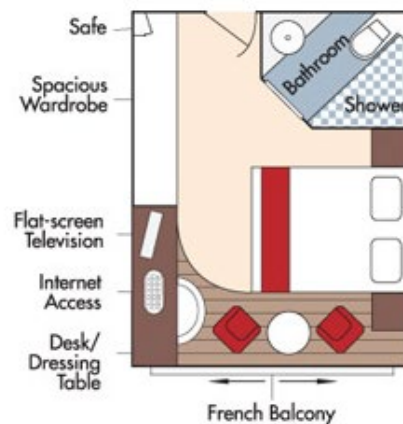


Category CA *Violin & Cello Deck*

French Balcony, 170 sq. ft.



Brochure Rate = ~~\$6,148 pp~~
Wine Cruise Rate = \$5,648 pp

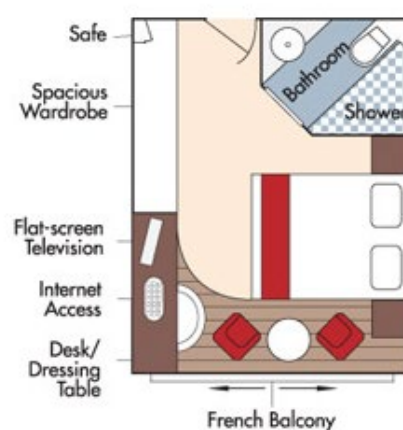


Category CB *Violin Deck*

French Balcony, 155 sq. ft.



Brochure Rate = ~~\$5,748 pp~~
Wine Cruise Rate = \$5,248 pp

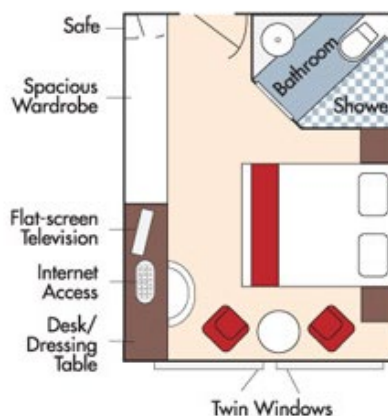


Fares listed are cruise-only, per person based on double occupancy and INCLUDE port charges of \$250 per person.

Category D *Piano Deck*
Fixed Windows, 160 sq. ft.



Brochure Rate = ~~\$4,948~~ pp
Wine Cruise Rate = \$4,448 pp

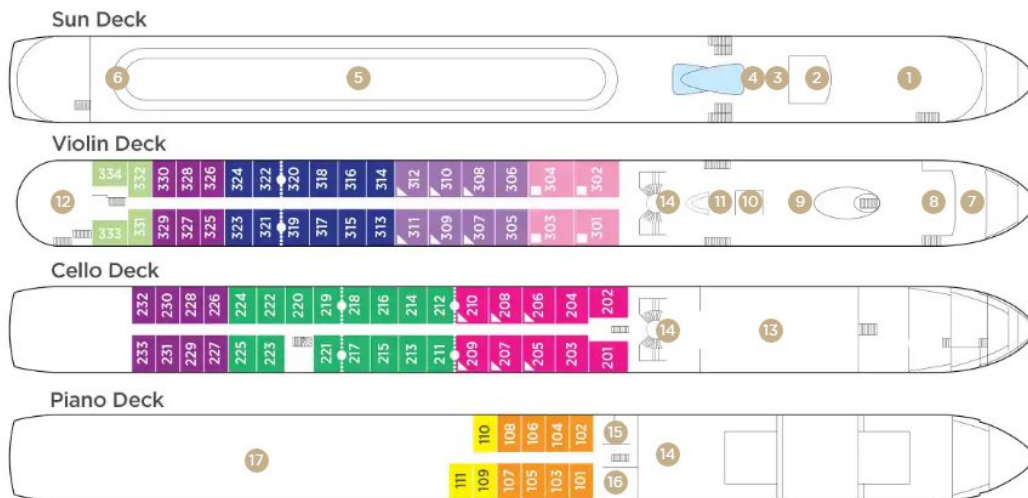


Category E *Piano Deck*
Fixed Windows, 160 sq. ft.

Brochure Rate = ~~\$4,649~~ pp
Wine Cruise Rate = \$4,149 pp

AmaKristina
DECK PLAN

1	Lower Sun Deck
2	Navigation Bridge
3	Bicycles
4	Heated Pool
5	Sun Deck
6	Walking Track
7	Al Fresco Terrace
8	Observation Lounge
9	Main Lounge & Bar
10	Gift Shop
11	Reception
12	The Chef's Table Restaurant
13	Main Restaurant
14	Elevator
15	Massage & Hair Salon
16	Fitness Room
17	Crew Cabins



Note: Elevator reaches the Violin, Cello and Piano Deck (does not reach the Sun Deck).

Staterooms can become adjoining by request.

Up to triple occupancy

Stateroom Categories

SUITE	AA	AB	BA	BB	CA	CB	D	E
-------	----	----	----	----	----	----	---	---

Fares listed are cruise-only, per person based on double occupancy and INCLUDE port charges of \$250 per person.