

EXPLORE THE CAPTIVATING RHINE

WITH CAKEBREAD CELLARS, VALETTE WINES AND PEG MELNIK

Aboard AmaViola • 7 Nights • April 26 – May 3, 2025
Amsterdam to Basel

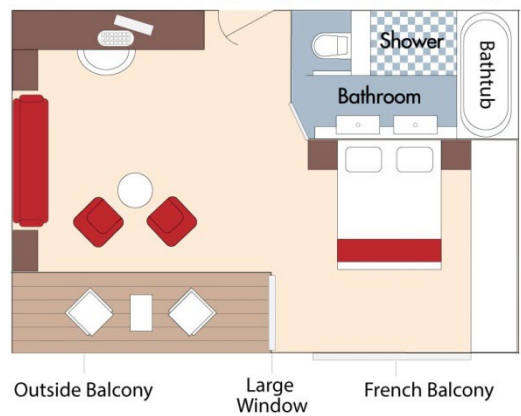
**Special Rates when you book
by March 31, 2025**

Note: Stateroom layouts shown below are not to scale.

Suite, Violin Deck
French Balcony & Outside Balcony, 350 sq. ft.



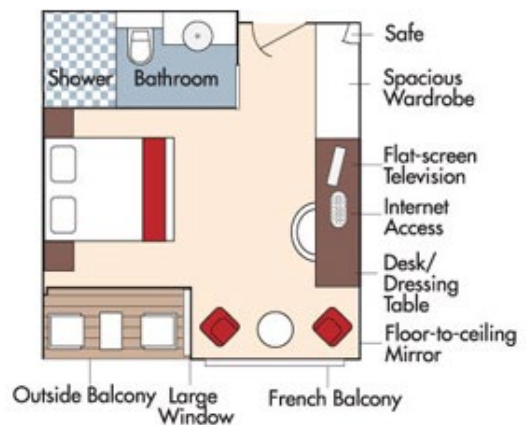
Wine Cruise Rate \$9,128pp
Early Booking Rate \$8,328 pp



CAT. AA, Violin Deck
French Balcony & Outside Balcony, 235 sq. ft.



Wine Cruise Rate 7,828 pp
Early Booking Rate \$7,028 pp



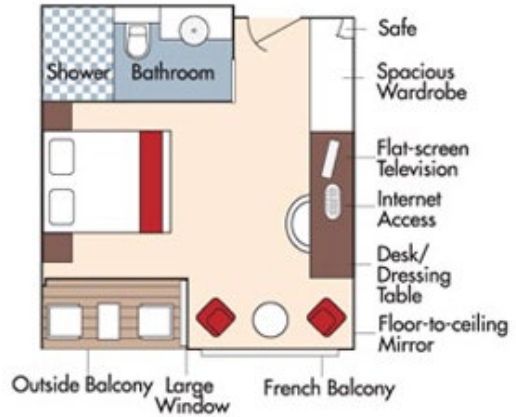
Fares listed are cruise-only, per person based on double occupancy inclusive of port charges of \$231 per person.



CAT. AB, Cello Deck
French Balcony & Outside Balcony, 235 sq. ft.



Wine Cruise Rate \$7,628 pp
 Early Booking Rate \$6,828 pp

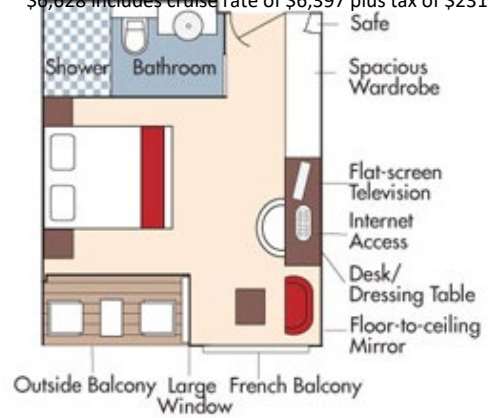


CAT. BA, Violin Deck
French Balcony & Outside Balcony, 210 sq. ft.



Wine Cruise Rate \$7,428 pp
 Early Booking Rate \$6,628 pp

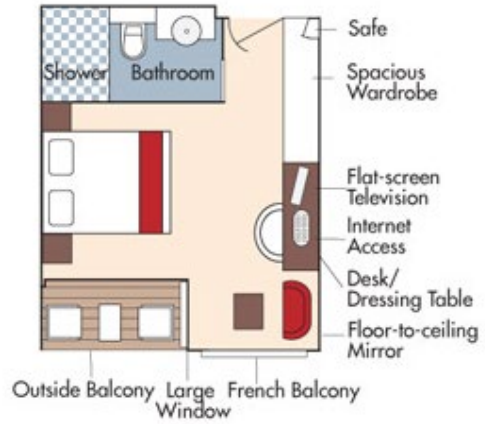
\$6,628 includes cruise rate of \$6,397 plus tax of \$231





CAT. BB, Cello Deck
French Balcony & Outside Balcony, 210 sq. ft.

Wine Cruise Rate \$7,228 pp
 Early Booking Rate \$6,428 pp

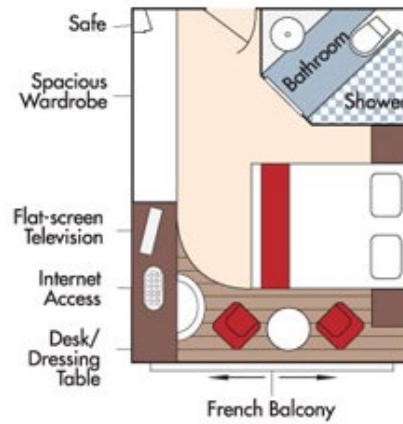


Category CA
 Wine Cruise Rate \$6,628 pp
 Early Booking Rate \$5,828 pp



CAT. C, Violin & Cello Deck
French Balcony, 170 sq. ft.

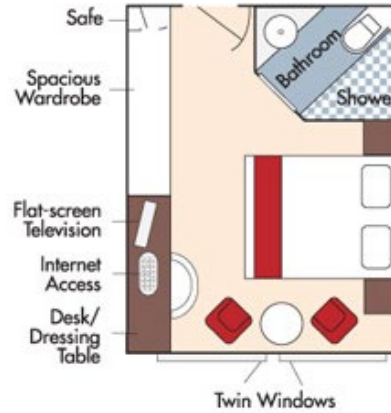
Category CB
 Wine Cruise Rate \$6,228 pp
 Early Booking Rate \$5,428 pp





CAT. D, Piano Deck
Fixed Windows, 160 sq. ft.

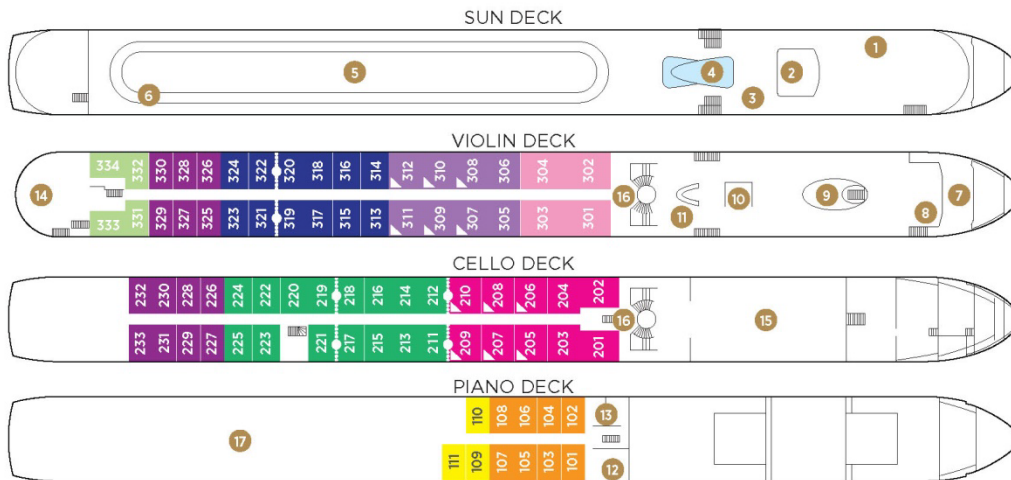
Wine Cruise Rate ~~\$5,528~~ pp
Early Booking Rate \$4,728 pp



CAT. E, Piano Deck
Fixed Windows, 160 sq. ft.

Wine Cruise Rate ~~\$5,229~~ pp
Early Booking Rate \$4,429 pp

AmaViola Deck Plan



- 1 Lower Sun Deck
- 2 Navigation Bridge
- 3 Bicycles
- 4 Heated Pool
- 5 Sun Deck
- 6 Walking Track
- 7 AI Fresco Dining Terrace
- 8 Observation Lounge
- 9 Main Lounge & Bar
- 10 Gift Shop
- 11 Reception
- 12 Fitness Room
- 13 Massage & Hair Salon
- 14 The Chef's Table Restaurant
- 15 Main Restaurant
- 16 Elevator
- 17 Crew Cabins

Elevator on AmaLea and AmaKristina reaches Main Restaurant, Lobby/Main Lounge and staterooms on Violin, Cello and Piano Deck.
Elevator on AmaStella and AmaViola reaches Main Restaurant, Lobby/Main Lounge and staterooms on Violin and Cello Deck.

Suite	Violin Deck / French & Outside Balcony - 350 sq. ft.	Cat. CA	Violin & Cello Deck / French Balcony - 170 sq. ft.
Cat. AA	Violin Deck / French & Outside Balcony - 235 sq. ft.	Cat. CB	Violin Deck / French Balcony - 155 sq. ft.
Cat. AB	Cello Deck / French & Outside Balcony - 235 sq. ft.	Cat. D	Piano Deck / Fixed Windows - 160 sq. ft.
Cat. BA	Violin Deck / French & Outside Balcony - 210 sq. ft.	Cat. E	Piano Deck / Fixed Windows - 160 sq. ft.
Cat. BB	Cello Deck / French & Outside Balcony - 210 sq. ft.		

..... Staterooms can become adjoining by request. ▲ Up to triple occupancy.

Fares listed are cruise-only, per person based on double occupancy inclusive of port charges of \$231 per person.