

# Explore the Captivating Rhine

## With Cakebread Cellars, Valette Wines and Peg Melnik

Aboard AmaViola • 7 Nights • April 26 – May 3, 2025  
Amsterdam to Basel

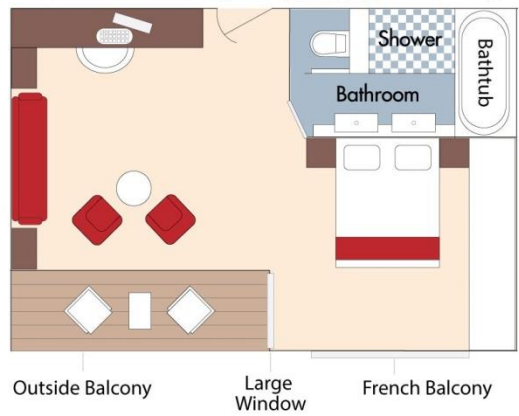
**Special Rates when you book  
by June 30, 2024**

*Note: Stateroom layouts shown below are not to scale.*



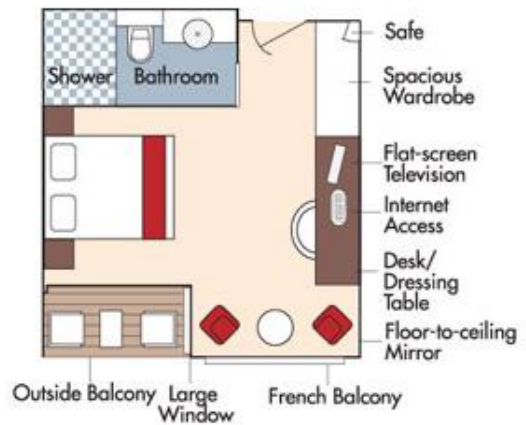
**Suite, Violin Deck**  
French Balcony & Outside Balcony, 350 sq. ft.

Wine Cruise Rate **\$8,897pp**  
Early booking Rate **\$8,097 pp**



**CAT. AA, Violin Deck**  
French Balcony & Outside Balcony, 235 sq. ft.

Wine Cruise Rate **7,597 pp**  
Early Booking Rate **\$6,797 pp**



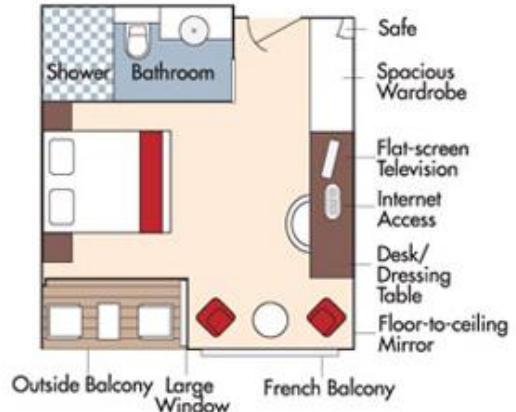
*Fares listed are cruise-only, per person based on double occupancy and do not include port charges of \$231 per person.*



**CAT. AB, Cello Deck**  
French Balcony & Outside Balcony, 235 sq. ft.



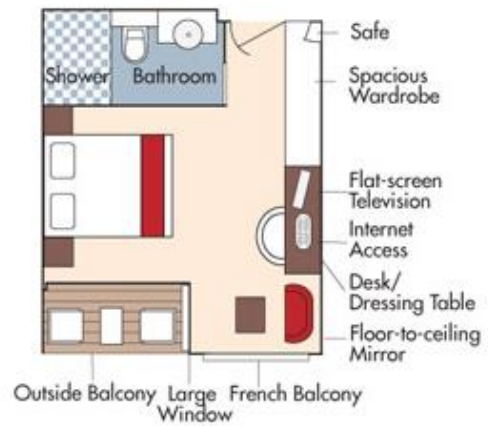
Wine Cruise Rate \$7,397 pp  
Early Booking Rate \$6,597 pp



**CAT. BA, Violin Deck**  
French Balcony & Outside Balcony, 210 sq. ft.



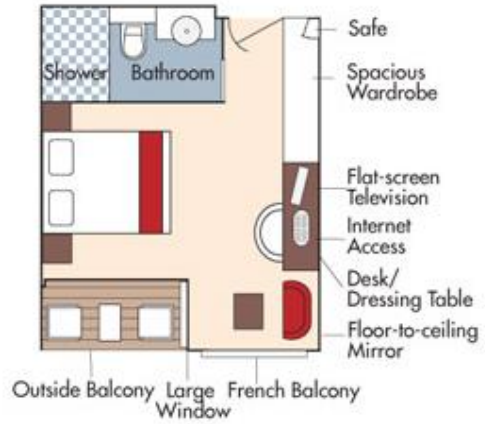
Wine Cruise Rate ~~\$7,197~~ pp  
Early Booking Rate \$6,397 pp





CAT. BB, Cello Deck  
 French Balcony & Outside Balcony, 210 sq. ft.

Wine Cruise Rate ~~\$6,997~~ pp  
 Early Booking Rate \$6,197 pp



Category CA

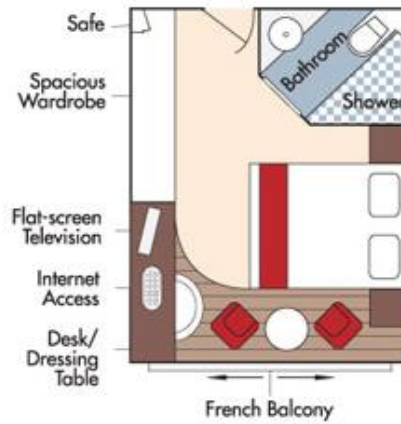
Wine Cruise Rate ~~\$6,397~~ pp  
 Early Booking Rate \$5,597 pp



CAT. C, Violin & Cello Deck  
 French Balcony, 170 sq. ft.

Category CB

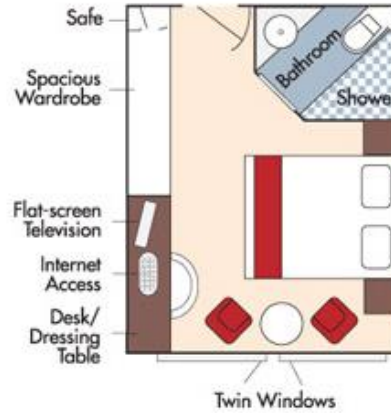
Wine Cruise Rate ~~\$5,997~~ pp  
 Early Booking Rate \$5,197 pp





**CAT. D, Piano Deck**  
Fixed Windows, 160 sq. ft.

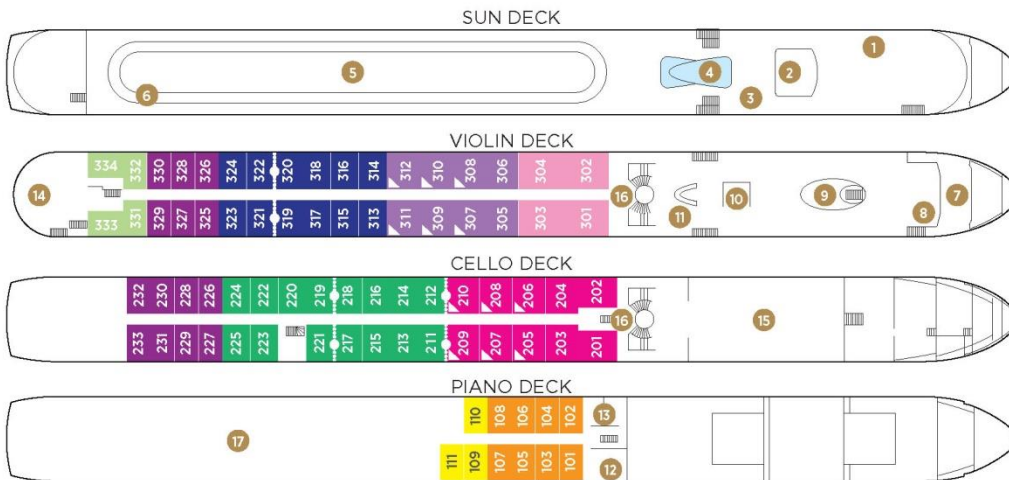
Wine Cruise Rate ~~\$5,297~~ pp  
Early Booking Rate \$4,497 pp



**CAT. E, Piano Deck**  
Fixed Windows, 160 sq. ft.

Wine Cruise Rate ~~\$4,998~~ pp  
Early Booking Rate \$4,198 pp

### AmaViola Deck Plan



- 1 Lower Sun Deck
- 2 Navigation Bridge
- 3 Bicycles
- 4 Heated Pool
- 5 Sun Deck
- 6 Walking Track
- 7 AI Fresco Dining Terrace
- 8 Observation Lounge
- 9 Main Lounge & Bar
- 10 Gift Shop
- 11 Reception
- 12 Fitness Room
- 13 Massage & Hair Salon
- 14 The Chef's Table Restaurant
- 15 Main Restaurant
- 16 Elevator
- 17 Crew Cabins

Elevator on AmaLea and AmaKristina reaches Main Restaurant, Lobby/Main Lounge and staterooms on Violin, Cello and Piano Deck.  
Elevator on AmaStella and AmaViola reaches Main Restaurant, Lobby/Main Lounge and staterooms on Violin and Cello Deck.

Suite	Violin Deck / French & Outside Balcony - 350 sq. ft.	Cat. CA	Violin & Cello Deck / French Balcony - 170 sq. ft.
Cat. AA	Violin Deck / French & Outside Balcony - 235 sq. ft.	Cat. CB	Violin Deck / French Balcony - 155 sq. ft.
Cat. AB	Cello Deck / French & Outside Balcony - 235 sq. ft.	Cat. D	Piano Deck / Fixed Windows - 160 sq. ft.
Cat. BA	Violin Deck / French & Outside Balcony - 210 sq. ft.	Cat. E	Piano Deck / Fixed Windows - 160 sq. ft.
Cat. BB	Cello Deck / French & Outside Balcony - 210 sq. ft.		

..... Staterooms can become adjoining by request.      ▲ Up to triple occupancy.

Fares listed are cruise-only, per person based on double occupancy and do not include port charges of \$231 per person.